

Creating a MyACT Account

In order to take the official ACT practice test, a MyACT student account will need to be created. Refer to the [MyACT Quick Start Guide](#) for additional information.

Getting Started

Once logged in to MyACT, select **Tests & Prep** for options to prepare for the ACT. You will be able to register for the ACT or choose prep alternatives including ACT Free Online Tests.





ACT Free Online Tests

Free online test practice program designed to help students get their best score possible on the ACT test.



All four subject tests will be displayed including the number of questions in each section. Determine which subject to take and select **Take Practice Test**.

Subjects

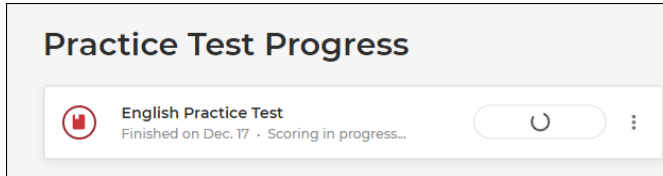
 <p>English The english section consists of 75 questions</p> <p>Take Practice Test</p>	 <p>Mathematics The math section consists of 60 questions</p> <p>Take Practice Test</p>
 <p>Reading The reading section consists of 40 questions</p> <p>Take Practice Test</p>	 <p>Science The science section consists of 40 questions</p> <p>Take Practice Test</p>

[Need Accommodations?](#)

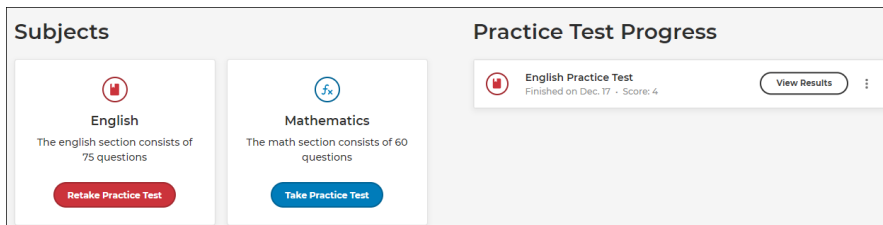
When a subject test is selected, a prompt to take the tests Timed or Untimed will appear.

Students needing accommodations may select **Need Accommodations?** under the subject section for additional information on availability for the practice test.

Tests are scored as soon as they are submitted. As soon as the “Scoring in progress” message has changed to Score, **View Results** may be selected.



As the subjects are tested, the dashboard will show the test, when it was completed, the score, and option to **View Results**.

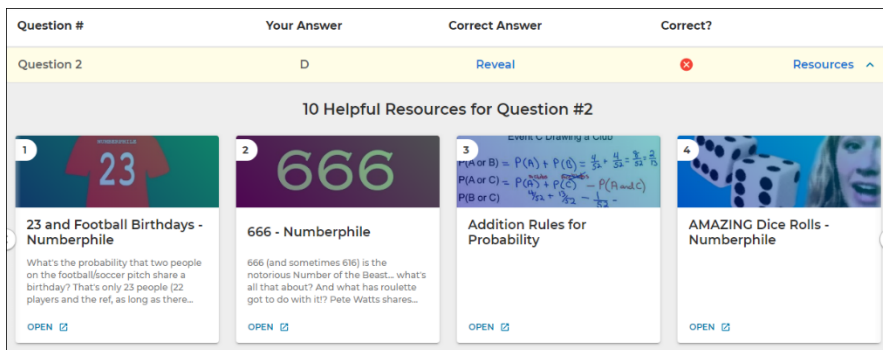


Resuming a test is available if the browser session was closed or shut down. If **Exit** is selected, the test will be scored.

Viewing Results

To view results, choose the appropriate subject and select **View Results**. The header will include the timing choice selected, total number of questions, number answered correctly or incorrectly, and score for that subject.

For each question, the response is displayed in the Your Answer column. Any questions answered incorrectly will have a Reveal option in the Correct Answer column. To reveal the correct answer choice, select **Reveal**. By selecting the question bar or selecting the drop-down next to Resources, information specific to the question can be reviewed.



By selecting the ellipses next to View Results, the test result can be deleted.